


TASK: Shorten Control Cord on Shades with Smartpull Control Option with or without Cassette Valance

Use If/When: The control length on the shade is too long.

Tools Needed: Scissors, Marker


1. Determine desired cord length and mark cord length with a marker.




2. Slide tassel and plastic washer above mark.



3. Cut the cord on the mark with scissors.



4. Tie cord into a figure 8 knot.



TASK: Shorten Control Cord on Shades with Smartpull Control Option with or without Cassette Valance

Use If/When: The control length on the shade is too long.

Tools Needed: Scissors, Marker

5. Pull both ends of cord tight to secure knot.



6. Slide tassel over knot.

